




# maxtensor<sup>®</sup> MX1-WP Termination/Tensioner

Be sure to read and completely understand this procedure before applying product. Be sure to select the proper size PREFORMED<sup>™</sup> product before application.


## NOMENCLATURE

<p><b>MX1-WP</b></p>  <p>For use on barbed wire, smooth wire, and wire rope.</p>	<p><b>Optional tool for tensioning purposes:</b></p> <p><b>MX-AC2</b></p> 
---	---


**Step #1** Feed the wire through the hole in the pole (either pre-drilled or drill to fit).




**Step #3** Use the MX-AC2 to desired tension.




**Step #2** Put the wire through the hole in the MX1 in the direction of the arrow. Be sure to leave a 4 in (10 cm) tail.



**Step #4** Loop the tail of the wire back into the upper hole to complete installation. Be sure to set the wire protector (nose) into the drilled hole.



**Step #5** Installation is now complete.



### **SAFETY CONSIDERATIONS**

This application procedure is not intended to supersede any company construction or safety standards. This procedure is offered only to illustrate safe application for the individual.  
**FAILURE TO FOLLOW THESE PROCEDURES MAY RESULT IN PERSONAL INJURY OR DEATH.**

This product may be removed and reinstalled during the initial installation if it is in good condition. After extended service life, it is recommended the product not be reused once removed from service.

**Do not modify this product under any circumstances.**

This product is intended for use by trained technicians only. **This product should not be used by anyone who is not familiar with, and not trained to use it.**

When working in the area of energized lines, extra care should be taken to prevent accidental electrical contact. Be sure to wear proper safety equipment per your company protocol.

For proper performance and personal safety, be sure to select the proper size PREFORMED™ product before application.

PREFORMED products are precision devices. To ensure proper performance, they should be stored in cartons under cover and handled carefully.



# **PREFORMED** LINE PRODUCTS

P.O. Box 91129, Cleveland, Ohio 44101 • 440.461.5200 • [preformed.com](http://preformed.com) • email: [inquiries@preformed.com](mailto:inquiries@preformed.com)

**SP3495**