





# maxtensor<sup>®</sup> Splice Tensioner

Be sure to read and completely understand this procedure before applying product. Be sure to select the proper size PREFORMED<sup>™</sup> product before application.




**NOMENCLATURE – USE THIS APPLICATION PROCEDURE ON THE ABOVE PART NUMBERS.**

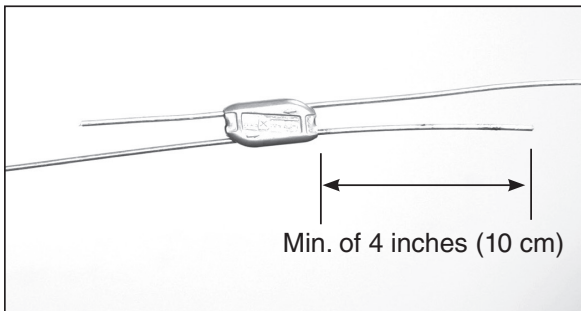
**Step #1** Insert the wires in the direction of the arrows.




**Step #3** Open the handles of the tensioning tool (MX-AC) and line up the desired wire to be tensioned. With the opening in the jaws, insert the wire into the location shown below.



**Step #2** Be sure to leave a tail of 4 inches (10 cm) on the side of the wire to be tensioned.



**Step #4** Close the handles of the tensioner tool to tension. Repeat this step if necessary to achieve the desired tension.



## **SAFETY CONSIDERATIONS**

This application procedure is not intended to supersede any company construction or safety standards. This procedure is offered only to illustrate safe application for the individual.  
**FAILURE TO FOLLOW THESE PROCEDURES MAY RESULT IN PERSONAL INJURY OR DEATH.**

This product may be removed and reinstalled during the initial installation if it is in good condition. After extended service life, it is recommended the product not be reused once removed from service.

**Do not modify this product under any circumstances.**

This product is intended for use by trained technicians only. **This product should not be used by anyone who is not familiar with, and not trained to use it.**

When working in the area of energized lines, extra care should be taken to prevent accidental electrical contact. Be sure to wear proper safety equipment per your company protocol.

For proper performance and personal safety, be sure to select the proper size PREFORMED™ product before application.

PREFORMED products are precision devices. To ensure proper performance, they should be stored in cartons under cover and handled carefully.



# **PREFORMED** LINE PRODUCTS

P.O. Box 91129, Cleveland, Ohio 44101 • 440.461.5200 • [preformed.com](http://preformed.com) • email: [inquiries@preformed.com](mailto:inquiries@preformed.com)

**SP3493**