
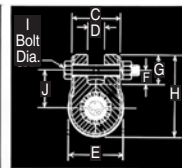
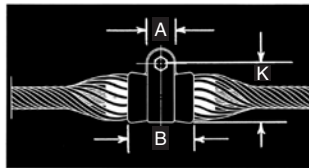


# FIBERLIGN® Suspension Housing Dimensions & Fittings

## FIBERLIGN Suspension – Dimensional Tables



OPGW or ADSS Cable Diameter Range Inches (mm)		Dimensions Inches (mm)													Ultimate Vertical Strength (Lbs.)
Min.	Max.	A	B	C	D	E	F	G	H	I Bolt Dia.	J	K	L	M	
.354 (9)	.458 (11.6)	1-3/4 (44.5)	3-3/4 (95.3)	2-1/4 (57.2)	3/4 (19.1)	2-3/16 (55.6)	1 (25.4)	1-7/8 (47.6)	4-7/16 (112.7)	5/8 (15.9)	2-5/32 (54.8)	3-9/16 (90.5)	9/16 (14.3)	.090 (2.3)	15,000
.459 (11.7)	.565 (14.3)	2 (50.8)	4-17/32 (115.1)	2-11/16 (68.3)	7/8 (22.2)	3-5/16 (84.1)	1 (25.4)	2 (50.8)	5 (127)	5/8 (15.9)	2-11/32 (59.5)	4 (101.6)	9/16 (14.3)	.090 (2.3)	20,000
.566 (14.4)	.625 (15.8)	2 (50.8)	5 (127)	2-15/16 (74.6)	7/8 (22.2)	3-11/16 (93.7)	1 (25.4)	2 (50.8)	5-3/8 (136.5)	5/8 (15.9)	2-17/32 (64.3)	4-3/8 (111.1)	9/16 (14.3)	.090 (2.3)	20,000
.626 (15.9)	.786 (19.9)	2-1/4 (57.2)	5-1/2 (139.7)	3-1/2 (88.9)	1-3/16 (30.2)	4-5/32 (105.6)	1 (25.4)	2-1/8 (54)	5-29/32 (150)	5/8 (15.9)	2-45/64 (68.7)	4-25/32 (121.4)	9/16 (14.3)	.090 (2.3)	25,000
.787 (20)	.977 (24.8)	2-1/4 (57.2)	6 (152.4)	3-5/8 (92.1)	1-1/4 (31.8)	4-13/16 (122.2)	1-1/4 (31.8)	2-3/8 (60.3)	6-11/16 (169.9)	3/4 (19.1)	3-5/32 (80.2)	5-9/16 (141.3)	9/16 (14.3)	.090 (2.3)	25,000
.978 (24.9)	1.016 (25.8)	2-1/4 (57.2)	6-1/2 (165.1)	4-1/8 (104.8)	1-3/8 (34.9)	5-1/16 (128.6)	1-1/8 (28.6)	2-1/4 (57.2)	6-5/8 (168.3)	3/4 (19.1)	2-21/32 (67.5)	5-1/2 (139.7)	N/A	N/A	25,000
1.017 (25.9)	1.057 (26.8)	2-1/4 (57.2)	6-1/2 (165.1)	4-1/8 (104.8)	1-3/8 (34.9)	5-1/16 (128.6)	1-1/8 (28.6)	2-1/4 (57.2)	6-5/8 (168.3)	3/4 (19.1)	2-21/32 (67.5)	5-1/2 (139.7)	N/A	N/A	25,000
1.058 (26.9)	1.079 (27.4)	2-1/2 (63.5)	7 (177.8)	4-11/16 (119.1)	2-1/4 (57.2)	5-19/32 (142.1)	1-1/8 (28.6)	2-3/8 (60.3)	7-1/4 (184.2)	3/4 (19.1)	3-3/16 (81)	6 (152.4)	N/A	N/A	25,000
1.08 (27.5)	1.112 (28.2)	2-1/2 (63.5)	7 (177.8)	4-11/16 (119.1)	2-1/4 (57.2)	5-19/32 (142.1)	1-1/8 (28.6)	2-3/8 (60.3)	7-1/4 (184.2)	3/4 (19.1)	3-3/16 (81)	6 (152.4)	N/A	N/A	25,000
1.113 (28.3)	1.149 (29.2)	2-1/2 (63.5)	7 (177.8)	4-11/16 (119.1)	2-1/4 (57.2)	5-19/32 (142.1)	1-1/8 (28.6)	2-3/8 (60.3)	7-1/4 (184.2)	3/4 (19.1)	3-3/16 (81)	6 (152.4)	N/A	N/A	25,000
1.15 (29.3)	1.19 (30.2)	2-1/2 (63.5)	7 (177.8)	4-11/16 (119.1)	2-1/4 (57.2)	5-19/32 (142.1)	1-1/8 (28.6)	2-3/8 (60.3)	7-1/4 (184.2)	3/4 (19.1)	3-3/16 (81)	6 (152.4)	N/A	N/A	25,000

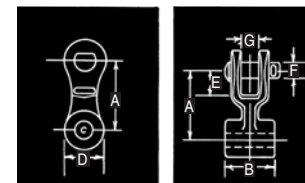

### Fittings

The dimensions of a fitting must correspond to some of the dimensions of the housing of the FIBERLIGN Suspension unit in order to provide proper fit. To select the proper size fitting, identify the outside diameter of the OPGW or ADSS

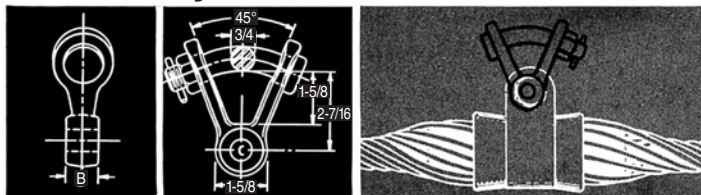
cable and select the appropriate fitting from these tables. DO NOT use the tables in the ARMOR-GRIP® Suspension section of this catalog.

### Clevis Eye

Catalog Number	OPGW or ADSS Cable Diameter Range		General Dimensions							Ultimate Vertical Strength (Lbs.)
	Min.-Max. (in)	Min.-Max. (mm)	A in (mm)	B in (mm)	C in (mm)	D in (mm)	E in (mm)	F in (mm)	G in (mm)	
CE-5259	.354-.458	9-11.6	3-1/8 (79.4)	1/2 (12.7)	11/16 (17.5)	1-1/2 (38.1)	1-1/2 (38.1)	5/8 (15.9)	13/16 (20.6)	15,000
CE-5261	.459-.625	11.7-15.9	3-1/8 (79.4)	3/4 (19.1)	11/16 (17.5)	1-1/2 (38.1)	1-1/2 (38.1)	5/8 (15.9)	13/16 (20.6)	20,000
CE-5105	.626-1.057	16.0-26.8	3-1/8 (79.4)	1-1/16 (27)	13/16 (20.6)	1-1/2 (38.1)	1-1/2 (38.1)	5/8 (15.9)	13/16 (20.6)	25,000
CE-5106	1.058-1.208	26.9-30.7	3-1/8 (79.4)	2-1/8 (54)	13/16 (20.6)	1-1/2 (38.1)	1-1/2 (38.1)	5/8 (15.9)	13/16 (20.6)	25,000



### Y-Clevis Eye



Catalog Number	OPGW or ADSS Cable Diameter Range		General Dimensions		Ultimate Vertical Strength (lbs.)
	Min.-Max. (in)	Min.-Max. (mm)	B in (mm)	C in (mm)	
YC-5206	.354-.458	9.0-11.6	5/8 (15.9)	11/16 (17.5)	15,000
YC-5207	.459-.625	11.7-15.9	3/4 (19.1)	11/16 (17.5)	20,000
YC-5209	.626-1.057	16.0-26.8	1-1/16 (27)	13/16 (20.6)	25,000
YC-5211	1.058-1.208	26.9-30.7	2-1/8 (54)	13/16 (20.6)	25,000