

APPLICATION PROCEDURE & SAFETY CONSIDERATIONS PREFORMED LINE PRODUCTS



FEBRUARY 2004

FIBERLIGN® ADSS Drop Cable Dead-end

ADSS is the acronym for All Dielectric Self Supporting fiber optic cable.

Be sure to read and completely understand this procedure before applying product. Be sure to select the proper PREFORMED™ product before installation.

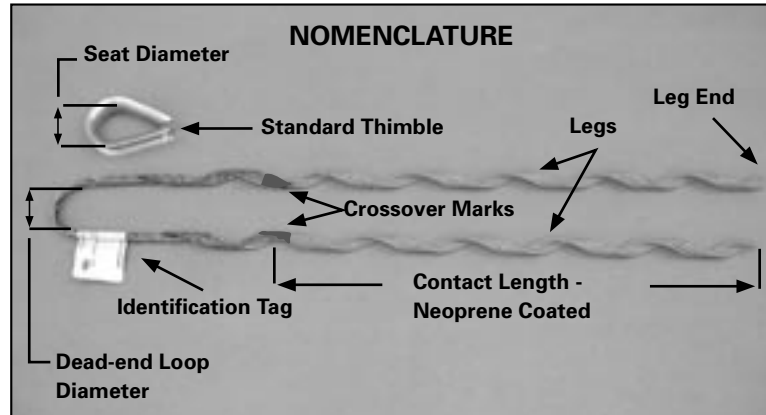


FIGURE 1 - NOMENCLATURE & THIMBLE

1.00 APPLICATION

1.01 Hook loop of dead-end onto fitting hardware at the structure. (Figure 2). The loop diameter of the dead-end is approximately 1.5" (38.1 mm) and can be attached directly to structure fittings that have a 1" (25.4 mm) to 1-5/8" (41.4 mm) seat diameter. (Figure 3). Other attachment fittings (Figure 4) may require a 1/2" (12.7 mm) thimble to properly support the dead-end loop. A thimble is shown in figure 1.

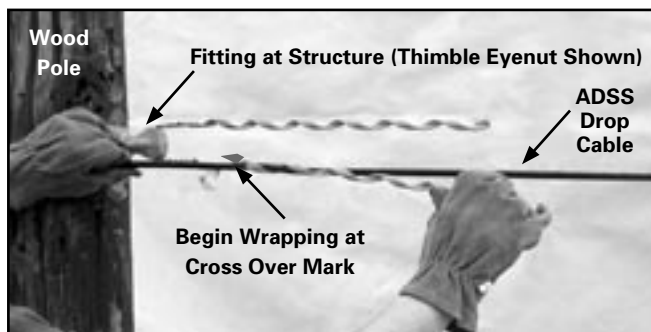


FIGURE 2 - HOOK DEAD-END LOOP THEN BEGIN WRAPPING



FIGURE 3 - OPTIMAL FITTINGS FOR DEAD-END LOOP SUPPORT

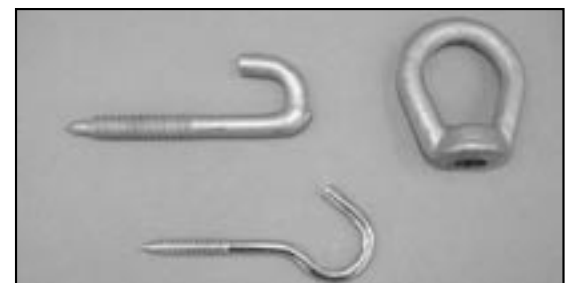


FIGURE 4 - FITTINGS THAT REQUIRE THIMBLE TO SUPPORT DEAD-END LOOP

1.02 Hold the drop cable at the desired tension - then wrap the first leg of the dead-end beginning at the crossover mark. (Figure 2) Continue wrapping this leg by pulling out and away from the cable until the end of the leg rests in place against the cable.

1.03 Match crossover mark on the second leg with the crossover mark on the first leg and wrap on the second leg until the end of the leg rests against the cable. (Figure 5)



FIGURE 5 - WRAP ON SECOND LEG

1.04 Figure 6 shows the completed installation of the FIBERLIGN ADSS Drop Cable Dead-end.




FIGURE 6 - COMPLETED INSTALLATION

2.00 SAFETY CONSIDERATIONS

- 2.01** This Application Procedure is not intended to supersede any company construction or safety standards. This procedure is offered only to illustrate safe application for the individual. **CAUTION: FAILURE TO FOLLOW THESE PROCEDURES AND RESTRICTIONS MAY RESULT IN PERSONAL INJURY OR DEATH.**
- 2.02** This product is intended for the specified application. **CAUTION: DO NOT MODIFY THIS PRODUCT UNDER ANY CIRCUMSTANCES.**
- 2.03** This product is intended for use by trained craftspeople only. This product **SHOULD NOT BE USED** by anyone who is not familiar with and trained in the use of it.
- 2.04** When working in the area of energized lines with this product, **EXTRA CARE** should be taken to prevent accidental electrical contact.
- 2.05** For **PROPER PERFORMANCE AND PERSONAL SAFETY** be sure to select the proper size **PREFORMED** products before application.
- 2.06** **PREFORMED** products are precision devices. To insure proper performance, they should be stored in cartons under cover and handled carefully.

PREFORMED LINE PRODUCTS 

P.O. Box 91129, Cleveland, Ohio 44101 • 440.461.5200 • www.preformed.com • e-mail: inquiries@preformed.com

SP2966