



COYOTE® ATC

The **COYOTE ATC (Aerial Terminal Closure)** is an aerial closure system designed to support the drop distribution network without the need for specialized drop cable assemblies. The closure features a unique dual chamber design with independent access to the splice/slack storage chamber and to the drop connection chamber. The cover latch system expedites access for drop installation and the fasteners secure the splice chamber cover to restrict access after initial installation. Inside the closure is a large slack storage area and splice tray system which supports single fusion, mass fusion, mechanical splice protectors, or splitter technology.

Features and Benefits










- Dimensions: 17" x 10" x 4" (432 x 254 x 102 mm)
- Max Splice Capacity: 48 Single Fusion
- Max Adapter Quantity: 16 Simplex SC or 16 Duplex LC
- Grommet Quantity: 4 Splice Chamber and 8 Drop Chamber (Multi-Hole Grommets Available)
- Grommet Cable Diameter Range: Splice Chamber Grommets = 0.156" - 0.55" (4 - 14 mm)
Drop Chamber Grommets = 0.093" - 0.22" (2.4 - 5.6 mm) and Flat Drop
- Applications: Aerial
- Designed and tested in accordance to Telcordia® GR-771-CORE Above Grade, IP-55 Rated Requirements
- Constructed out of rugged UV-stabilized, flame retardant material (UL94-5VA Rated)
- Dual cover design allows independent access to each closure chamber

COYOTE® ATC Ordering Instructions

ATC- XXXX - X - X - X - X - X
 (Section 1) (Section 2) (Section 3) (Section 4) (Section 5) (Section 6)
 Must be in alphabetical order

Catalog Number Example: ATC-AADD-9-N-1-3-8


Section 1

Splice Chamber Grommet Selection (Select 4)	Cable Diameter Range
A 	SOLID / PLUG
B 	0.200" – 0.250" (5.0 – 6.4 mm) ROUND CABLES
C 	0.250" – 0.300" (6.4 – 7.6 mm) ROUND CABLES
D 	0.300" – 0.350" (7.6 – 8.9 mm) ROUND CABLES
E 	0.350" – 0.400" (8.9 – 10.2 mm) ROUND CABLES
F 	0.400" – 0.450" (10.2 – 11.4 mm) ROUND CABLES
G 	0.450" – 0.500" (11.4 – 12.7 mm) ROUND CABLES
H 	0.500" – 0.550" (12.7 – 14.0 mm) ROUND CABLES
J 	0.156" – 0.187" (4.0 – 4.7 mm) ROUND CABLES






Section 2

Splice Chamber Splitter Type (Select 1)	
N	NONE
Bare Fiber PLC Splitters	
1	1x4
2	1x8
3	1x16
Pre-Connectorized PLC Splitters	
4	1x4 - SC/APC
5	1x4 - LC/APC
6	1x4 - SC/UPC
7	1x4 - LC/UPC
8	1x8 - SC/APC
9	1x8 - LC/APC
10	1x8 - SC/UPC
11	1x8 - LC/UPC
12	1x16 - SC/APC
13	1x16 - LC/APC
14	1x16 - SC/UPC
15	1x16 - LC/UPC





Section 3

Splice Chamber Pigtails (Select 1) (Matches adapter type and quantity)	
N	NONE
Y	 900 μm

Section 4

Drop Chamber Grommet Selection (Select 1)	Cable Diameter Range
0 	SOLID / PLUG
1 	0.093" – 0.125" (2.4 – 3.2 mm) ROUND CABLES
2 	0.156" – 0.170" (4.0 – 4.3 mm) ROUND CABLES
3 	FOR FLAT DROP CABLES
4 	0.187" – 0.220" (4.7 – 5.6 mm) ROUND CABLES

Section 5


Drop Chamber Adapter Type (Select 1)	
N	NONE
1 	Simplex SC/APC
2 	Simplex SC/UPC
3 	Duplex LC/APC
4 	Duplex LC/UPC

Section 6


Drop Chamber Adapter Quantity
0 to 16

Accessories

Catalog No.	Description
8004121	COYOTE ATC Aerial Mounting Bracket - ADSS Applications



COYOTE ATC Splice Chamber



COYOTE ATC Drop Chamber