



PREFORMED LINE PRODUCTS
The connection you can count on.


Full Strength with Adjustability
VARI-GRIP™ DEAD-END



 COMMUNICATIONS

 ENERGY

 SPECIAL INDUSTRIES

 SOLAR

PLP Transmission Products

VARI-GRIP™ Dead-end - It's all you need for guy strand termination.




Field - Proven Design

The unique housing, wedge and rod design of the VARI-GRIP Dead-end is designed to provide a holding strength of 100% of the strand's rated breaking load. The high strength U-Bolt allows for adjusting the guy strand tension without the need for a turnbuckle.

VARI-GRIP Dead-ends are available for strands as small as 7/16" (20,800#) to as large as 1.78" (295,500#). 0" and 18" take-up U-Bolts are available for most strand sizes.

Compatibility

The retaining rods are made from a material that is compatible with the guy strand material (i.e., aluminum-clad steel rods for aluminum-clad steel guy strand).



Conformal Casting

Attachment Fittings

The mating hardware must have the dimensions listed below to insure proper support of the end of the U-Bolt.


Acceptable Diameters

Strand Range	U-Bolt Thread Diameter	Min.	Max.
.438" – .500"	5/8"	5/8"	1-1/8"
.546" – .661"	3/4"	3/4"	1-1/8"
.744" – .914"	1"	1"	1-1/4"
.915" – 1.034"	1-1/8"	1-1/8"	1-3/8"
1-1/8" EHS			
1" BS	1-1/2"	4"	4"
61 #7			
61 #6			
61 #5	1-3/4"	4"	4-1/2"
91 #6			

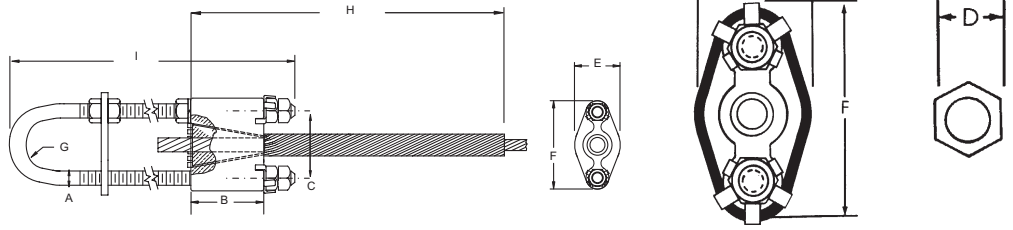
To provide the proper mating surface for the larger (1-1/2" & 1-3/4") U-Bolts, these assemblies include a conformal casting and exclude the spacer bar.

Installation

The guy strand installation tension should be at least 10% of the rated breaking strength of the strand while maintaining a service tension of 10%.



Dimensional Data

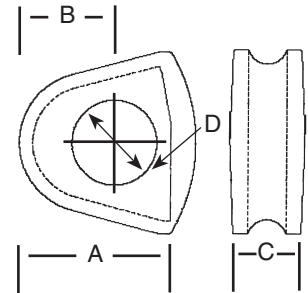


Strand Range	U-Bolt Dia.										
	A	B	C	D	E	F	G	H	I (0'')	I (18'')	
.438" - .500"	5/8"	3-1/4"	3-1/4"	1-1/16"	3-17/32"	4-3/4"	15/16"			N/A	29-9/16"
.546" - .661"	3/4"	3-1/2"	3-9/16"	1-1/8"	2-13/16"	5-3/16"	19/32"			8-5/8"	28-5/16"
.744" - .914"	1"	4-1/2"	4-3/4"	1-1/2"	3-5/16"	6-11/16"	5/8"	See Rod length on table below		12-11/16"	33-3/16"
.915" - 1.034"	1-1/8"	4-15/16"	5-3/8"	1-5/8"	3-5/8"	7-5/8"	3/4"			14"	33-1/2"
1.25" - 1.460"	1-1/2"	7-1/4"	7-1/8"	2-5/16"	5-1/4"	10-1/8"	2-1/16"			20-3/4"	39-15/16"
1.5" - 1.64"	1-3/4"	7-1/4"	8-3/16"	2-5/8"	5-9/16"	11-11/16"	2-1/2"			22-1/2"	42-3/4"
1.78"	1-3/4"	8-3/4"	8-3/16"	2-5/8"	6-5/8"	12-3/8"	2-1/2"		22-1/2"	42-3/4"	

Conformal Casting

Used to provide proper support to large U-Bolts (1-1/2" & 1-3/4")

Strand Sizes	U-Bolt Dia.	A	B	C	D
1-1/8" EHS, 1-1/4" EHS, 37#6, 61#8, 37#5, 61#7, 1" BS, 1-1/16" BS, 1-1/8" BS, 1-3/16" BS	1-1/2"	5"	2.75"	2.875"	2.875"
61#6, 1-1/4" BS, 1-5/16" BS, 1-3/8" BS, 1-7/16" BS,	1-1/2"	5"	3"	2.875"	3.125"
61#5, 1-1/2" BS	1-3/4"	5.844"	3.75"	3.375"	3.625"
91#6	1-3/4"	5.844"	4"	3.375"	3.875"



Ordering Information

Be sure that the VARI-GRIP™ Dead-end selected matches the material, lay direction and strength of the strand being used.

Aluminum Clad Steel Strand (left-hand lay)

Catalog Number 0"	Catalog Number 18"	Nominal Strand Range		Nominal Strand Size	Construction	U-Bolt Diameter	Rods Per Set	Rod Length	Subset	Color Code	Rated Holding Strength
		Min.	Max								
N/A	VG-18-3000	0.546	0.546	N/A	7#5	3/4"	12	26"	3-3-3-3	Yellow	27,030#
N/A	VG-18-3100	0.595	0.572	N/A	19#9	3/4"	11	28"	3-4-4	Orange	34,290#
VG-0-3101	VG-18-3101	0.636	0.661	N/A	19#8	3/4"	11	32"	3-4-4	Black	42,240#
VG-0-3102	VG-18-3102	0.713	0.741	N/A	19#7 37#10	1"	12	35"	3-3-3-3	Yellow	51,730# 52,950#
VG-0-3103	VG-18-3103	0.800	0.810	N/A	19#6 37#9	1"	12	46"	3-3-3-3	Green	61,700# 66,770#
VG-0-3104	VG-18-3104	0.893	0.903	N/A	37#8	1-1/8"	13	54"	3-3-3-4	Yellow	84,200#
VG-0-3105	VG-18-3105	0.904	0.914	N/A	19#5	1"	13	54"	3-3-3-4	Yellow	73,350#
VG-0-3106	VG-18-3106	0.911	0.921	N/A	61#10	1-1/8"	13	54"	3-3-3-4	Yellow	87,290#
VG-0-3107	VG-18-3107	1.000	1.010	N/A	37#7	1-1/8"	14	58"	3-3-4-4	Green	100,700#
VG-0-3108	VG-18-3108	1.024	1.034	N/A	61#9	1-1/8"	14	76"	3-3-4-4	Purple	110,100#
VG-0-3109	VG-18-3109	1.130	1.130	N/A	37#6	1-1/2"	14	86"	3-3-4-4	Yellow	120,200#
VG-0-3110	VG-18-3110	1.160	1.160	N/A	61#8	1-1/2"	14	98"	3-3-4-4	Orange	138,800#
VG-0-3111	VG-18-3111	1.270	1.270	N/A	37#5	1-1/2"	16	105"	4-4-4-4	Red	142,800#
VG-61#7-0	VG-61#7-18	1.300	1.300	N/A	61#7	1-1/2"	16	106"	4-4-4-4	Blue	166,100#
VG-61#6-0	VG-61#6-18	1.460	1.460	N/A	61#6	1-1/2"	18	116"	3-3-4-4-4	Green	198,100#
VG-61#5-0	VG-61#5-18	1.640	1.640	N/A	61#5	1-3/4"	20	129"	4-4-4-4-4	Orange	235,500#
VG-91#6-0	VG-91#6-18	1.780	1.780	N/A	91#6	1-3/4"	18	165"	3-3-4-4-4	Red	295,500#

PLP Transmission Products

VARI-GRIP™ Dead-end



Galvanized Steel Extra High Strength Strand (left-hand lay)

Catalog Number 0" Take-Up	Catalog Number 18" Take-Up	Nominal Strand Range		Nominal Strand Size	Construction	U-Bolt Diameter	Rods Per Set	Rod Length	Subset	Color Code	Rated Holding Strength
		Min.	Max.								
N/A	VG-18-2100	0.438	0.438	7/16"	7W	5/8"	11	27"	3-4-4	Red	20,800#
N/A	VG-18-2101	0.495	0.500	1/2"	7W or 19W	5/8"	12	30"	3-3-3-3	Blue	26,900#
VG-18-2108	VG-18-2108	0.559	0.563	9/16"	7W or 19W	3/4"	11	28"	3-4-4	Yellow	35,000#
VG-0-2102	VG-18-2102	0.621	0.625	5/8"	7W or 19W	3/4"	11	31"	3-4-4	Black	42,400#
VG-0-2103	VG-18-2103	0.744	0.754	3/4"	19W	1"	12	44"	3-3-3-3	Orange	58,300#
VG-0-2104	VG-18-2104	0.878	0.888	7/8"	19W	1"	13	58"	3-3-3-4	Green	79,700#
VG-0-2105	VG-18-2105	1.000	1.010	1"	19W or 37W	1-1/8"	14	66"	3-3-4-4	Blue	104,500#
VG-0-2106	VG-18-2106	1.125	1.125	1-1/8"	37W	1-1/2"	14	95"	3-3-4-4	Yellow	130,800#
VG-0-2107	VG-18-2107	1.250	1.250	1-1/4"	37W	1-1/2"	16	103"	4-4-4-4	Red	162,200#

Galvanized Steel Bridge Strand (left-hand lay)

Catalog Number 0" Take-Up	Catalog Number 18" Take-Up	Nominal Strand Range		Nominal Strand Size	Construction	U-Bolt Diameter	Rods Per Set	Rod Length	Subset	Color Code	Rated Holding Strength
		Min.	Max.								
VG-0-2103	VG-18-2103	0.750	0.750	3/4"	1 X 19	1"	12	44"	3-3-3-3	Orange	68,000#
VG-0-4104	VG-18-4104	0.813	0.813	13/16"	1 X 19	1"	12	54"	3-3-3-3	Red	80,000#
VG-0-4105	VG-18-4105	0.875	0.875	7/8"	1 X 19	1-1/8"	13	58"	3-3-3-4	Green	92,000#
VG-0-4106	VG-18-4106	0.938	0.938	15/16"	1 X 31	1-1/8"	14	63"	3-3-4-4	Black	108,000#
VG-0-4107	VG-18-4107	1.000	1.000	1"	1 X 31	1-1/2"	14	66"	3-3-4-4	Blue	122,000#
VG-0-4108	VG-18-4108	1.063	1.063	1-1/16"	1 X 31	1-1/2"	14	91"	3-3-4-4	Green	138,000#
VG-0-2106	VG-18-2106	1.125	1.125	1-1/8"	1 X 37	1-1/2"	14	95"	3-3-4-4	Yellow	156,000#
VG-0-4109	VG-18-4109	1.187	1.187	1-3/16"	1 X 37	1-1/2"	15	99"	3-4-4-4	Orange	172,000#
VG-0-2107	VG-18-2107	1.250	1.250	1-1/4"	1 X 43	1-1/2"	16	103"	4-4-4-4	Red	192,000#
VG-0-4110	VG-18-4110	1.313	1.313	1-5/16"	1 X 43	1-1/2"	17	107"	3-3-3-3-3-2	Black	212,000#
VG-0-4111	VG-18-4111	1.375	1.375	1-3/8"	1 X 43	1-1/2"	17	110"	3-3-3-3-3-2	Orange	232,000#
VG-0-4112	VG-18-4112	1.438	1.438	1-7/16"	1 X 43	1-1/2"	18	114"	3-3-3-3-3-3	Green	252,000#
VG-0-4113	VG-18-4113	1.500	1.500	1-1/2"	1 X 43	1-3/4"	19	119"	3-3-3-3-3-2-2	Pink	276,000#

Galvanized Steel Bridge Strand (right-hand lay)

Catalog Number 0" Take-Up	Catalog Number 18" Take-Up	Nominal Strand Range		Nominal Strand Size	Construction	U-Bolt Diameter	Rods Per Set	Rod Length	Subset	Color Code	Rated Holding Strength
		Min.	Max.								
VG-0-5103	VG-18-5103	0.750	0.750	3/4"	1 X 19	1"	12	44"	3-3-3-3	Orange	68,000#
VG-0-5104	VG-18-5104	0.813	0.813	13/16"	1 X 19	1"	12	54"	3-3-3-3	Red	80,000#
VG-0-5105	VG-18-5105	0.875	0.875	7/8"	1 X 19	1-1/8"	13	58"	3-3-3-4	Green	92,000#
VG-0-5106	VG-18-5106	0.938	0.938	15/16"	1 X 31	1-1/8"	14	63"	3-3-4-4	Black	108,000#
VG-0-5107	VG-18-5107	1.000	1.000	1"	1 X 31	1-1/2"	14	66"	3-3-4-4	Blue	122,000#
VG-0-5108	VG-18-5108	1.063	1.063	1-1/16"	1 X 31	1-1/2"	14	91"	3-3-4-4	Green	138,000#
VG-0-5109	VG-18-5109	1.125	1.125	1-1/8"	1 X 37	1-1/2"	14	95"	3-3-4-4	Yellow	156,000#
VG-0-5110	VG-18-5110	1.187	1.187	1-3/16"	1 X 37	1-1/2"	15	99"	3-4-4-4	Orange	172,000#
VG-0-5111	VG-18-5111	1.250	1.250	1-1/4"	1 X 43	1-1/2"	16	103"	4-4-4-4	Red	192,000#
VG-0-5112	VG-18-5112	1.313	1.313	1-5/16"	1 X 43	1-1/2"	17	107"	3-3-3-3-3-2	Black	212,000#
VG-0-5113	VG-18-5113	1.375	1.375	1-3/8"	1 X 43	1-1/2"	17	110"	3-3-3-3-3-2	Orange	232,000#
VG-0-5114	VG-18-5114	1.438	1.438	1-7/16"	1 X 43	1-1/2"	18	114"	3-3-3-3-3-3	Green	252,000#
VG-0-5115	VG-18-5115	1.500	1.500	1-1/2"	1 X 43	1-3/4"	19	119"	3-3-3-3-3-2-2	Pink	276,000#



PREFORMED
LINE PRODUCTS

World Headquarters
660 Beta Drive
Cleveland, Ohio 44143

Mailing Address:
P.O. Box 91129
Cleveland, Ohio 44101

Telephone: 440.461.5200
Fax: 440.442.8816
Web Site: www.preformed.com
E-mail: inquiries@preformed.com

© 2016 Preformed Line Products
Printed in U.S.A.
EN-SS-1025-4
10.16.IH