



BIRD-FLIGHT™ DIVERTER

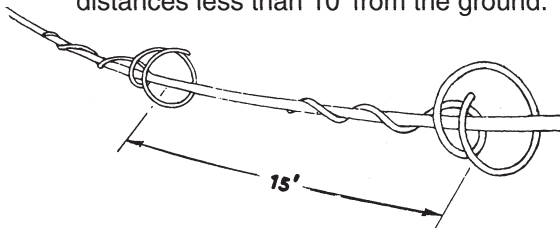
Be sure to read and completely understand this procedure before applying product. Be sure to select the proper PREFORMED™ product before application.

GENERAL


The Preformed Line Products BIRD-FLIGHT Diverter is a simple and easily applied product that is designed to make overhead lines and tower down guys more visible to birds. Offering little wind resistance, it reduces hazards to both lines and birds.

APPLYING THE BIRD-FLIGHT DIVERTER

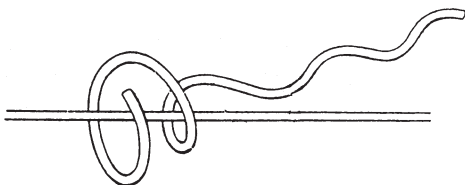
Step #1 Spacing should be calculated at one BIRD-FLIGHT Diverter every 15 feet. For down guy applications cease placement at distances less than 10' from the ground.



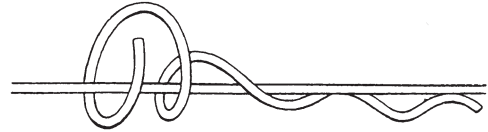
Step #2 Slip the larger end of the BIRD-FLIGHT Diverter onto the conductor or strand.



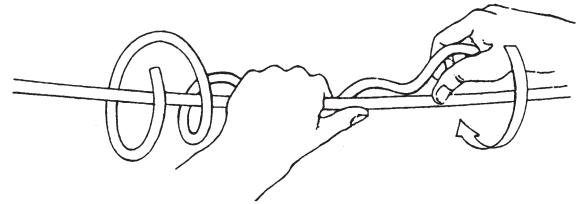
Step #3 Rotate the BIRD-FLIGHT Diverter until the first helix lies naturally along the conductor or strand.



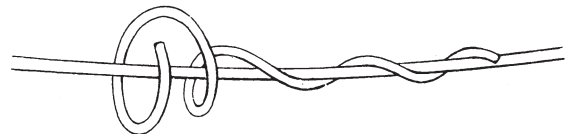
Step #4 Check that the BIRD-FLIGHT Diverter is spaced correctly as outlined in Step #1.



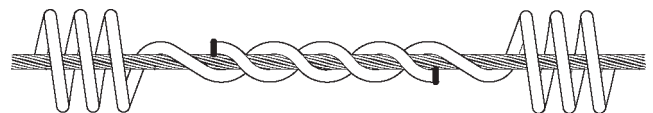
Step #5 Wrap the securing helix around the conductor or strand.



Step #6 The application is now complete.



Step #7 If an increased cable profile is desired, the BIRD-FLIGHT Diverter can be installed back to back as illustrated below. This provides a larger visual impact for large slow-flying migratory birds. Larger coil diameters are also available.



SAFETY CONSIDERATIONS

This application procedure is not intended to supersede any company construction or safety standards. This procedure is offered only to illustrate safe application for the individual.

FAILURE TO FOLLOW THESE PROCEDURES MAY RESULT IN PERSONAL INJURY OR DEATH.

This product may be removed and reinstalled during the initial installation if it is in good condition. After extended service life, it is recommended the product not be reused once removed from service.

Do not modify this product under any circumstances.

This product is intended for use by trained technicians only. **This product should not be used by anyone who is not familiar with, and not trained to use it.**

When working in the area of energized lines, extra care should be taken to prevent accidental electrical contact.

For proper performance and personal safety, be sure to select the proper size PREFORMED product before application.

PREFORMED products are precision devices. To insure proper performance, they should be stored in cartons under cover and handled carefully.



PREFORMED LINE PRODUCTS

P.O. Box 91129, Cleveland, Ohio 44101 • 440.461.5200 • www.preformed.com • e-mail: inquiries@preformed.com

SP2805-3

©2007 Preformed Line Products. All rights reserved.