































COYOTE® Short Trays and Closure Capacity Chart

							
 <p>Low Profile Tray (12 splice count) 80807701</p>  <p>Cat. # (80807769 blank)</p>	<p>3 Trays 36 Max Splice count</p>	<p>6 Trays 72 Max Splice count</p>	<p>4 Trays 48 Max Splice count</p>	<p>4 Trays 48 Max Splice count</p>	<p>8 Trays 96 Max Splice count</p>	<p>6 Trays 72 Max Splice count</p>	<p>6 Trays 72 Max Splice count</p>
 <p>Standard Tray (12 splice count) 80806033</p>  <p>Cat.# (80806182 blank)</p>	<p>2 Trays 24 Max Splice count</p>	<p>4 Trays 48 Max Splice count</p>	<p>2 Trays 24 Max Splice count</p>	<p>2 Trays 24 Max Splice count</p>	<p>4 Trays 48 Max Splice count</p>	<p>4 Trays 48 Max Splice count</p>	<p>4 Trays 48 Max Splice count</p>
 <p>Ribbon Tray (72 splice count) 80807114</p>  <p>Cat.# (80808160 blank)</p>	<p>1 Tray 72 Max Splice count</p>	<p>2 Trays 144 Max Splice count</p>	<p>2 Trays 144 Max Splice count</p>	<p>2 Trays 144 Max Splice count</p>	<p>4 Trays 288 Max Splice count</p>	<p>3 Trays 216 Max Splice count</p>	<p>2 Trays 144 Max Splice count</p>

¹ 24 count Low Profile Tray (Cat. # 8003468) is available for COYOTE In-Line, COYOTE Terminal (Single Chamber), & COYOTE Terminal (Dual Chamber) closures. Tray Conversion Kit (Cat. # 8003757) is required to use this tray in these closures.

² The maximum splice count for the COYOTE Terminal (Dual Chamber) requires trays to be installed in both chambers of the closure.

COYOTE® Long Trays and Closure Capacity Chart

<p>Long Splice Trays & Closures</p>	 6.5"x22" COYOTE Dome	 6.5"x22" COYOTE	 8.5"x22" COYOTE	 6.5"x22" COYOTE Splice Case	 8"x28" COYOTE Splice Case	 9.5"x28" COYOTE Splice Case
 Low Profile Tray (36 splice count) Cat. # 8001127 (w/plastic splice blocks)  8001130 (blank)	<p>6 Trays 216 Max Splice count</p>	<p>6 Trays 216 Max Splice count</p>	<p>11 Trays 396 Max Splice count</p>	<p>6 Trays 216 Max Splice count</p>	<p>9 Trays 324 Max Splice count</p>	<p>13 Trays 468 Max Splice count</p>
 Standard Tray (36 splice count) Cat. # 8080514 (w/elastomer splice block)  80805110 (w/rigid slots)  80805509 (blank)	<p>4 Trays 144 Max Splice count</p>	<p>4 Trays 144 Max Splice count</p>	<p>8 Trays 288 Max Splice count</p>	<p>5 Trays 180 Max Splice count</p>	<p>7 Trays 252 Max Splice count</p>	<p>10 Trays 360 Max Splice count</p>
 Ribbon Tray (144 splice count) Cat. # 8080515 (w/elastomer splice blocks)  80805146 (w/rigid slots)  80805510 (blank)	<p>3 Trays 432 Max Splice count</p>	<p>2 Trays 288 Max Splice count</p>	<p>4 Trays 576 Max Splice count</p>	<p>2 Trays 288 Max Splice count</p>	<p>5 Trays 720 Max Splice count</p>	<p>6 Trays 864 Max Splice count</p>