




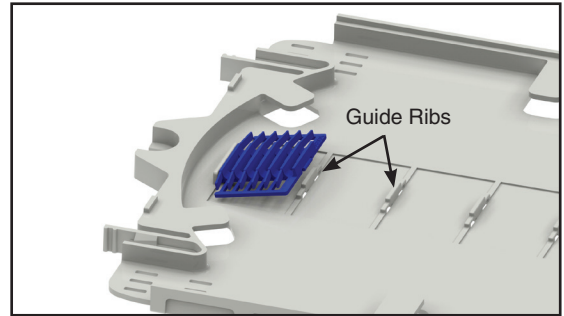
## COYOTE® Short 36ct Low Profile LITE-GRIP® Splice Tray for Microtubes

Be sure to read and completely understand this procedure before assembling product. Be sure to select the proper PREFORMED™ product before application.

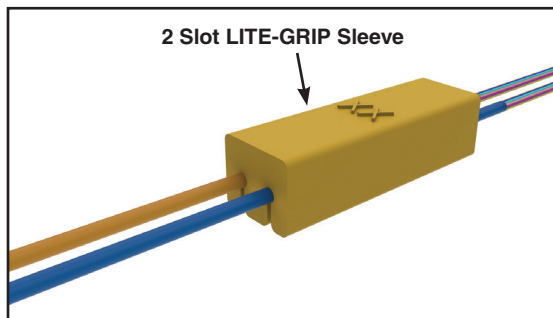
**Step #1** Press the tabs located at the top of the tray inward and rotate the cover upward to remove it.



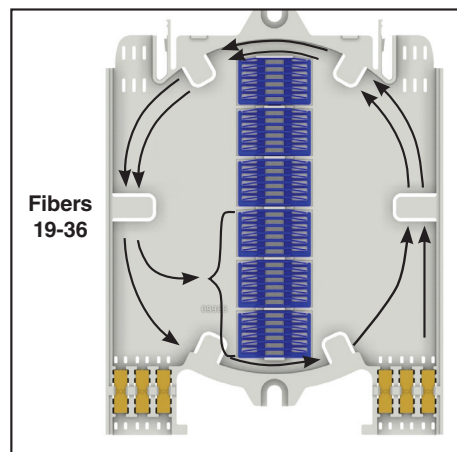
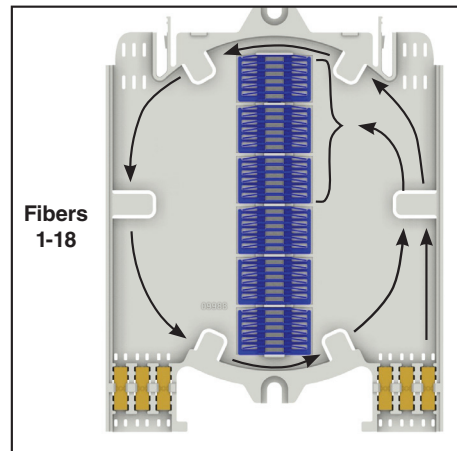
**Step #4** Insert the plastic splice blocks between the guide ribs and confirm that the tabs of each splice block are captured within the slots of the guide ribs.



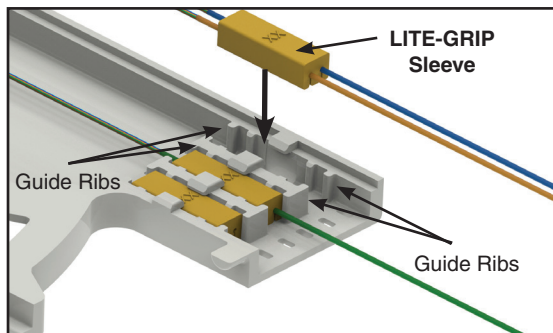
**Step #2** Insert the microtubes into the slot(s) of the LITE-GRIP Sleeve.



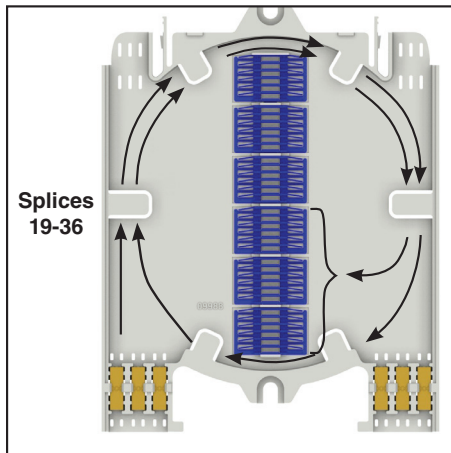
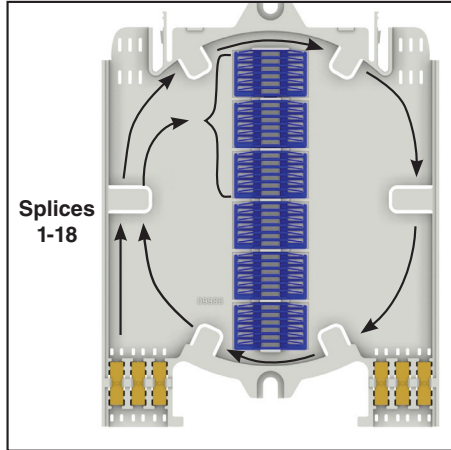
**Step #5a** Incoming Fiber Routing



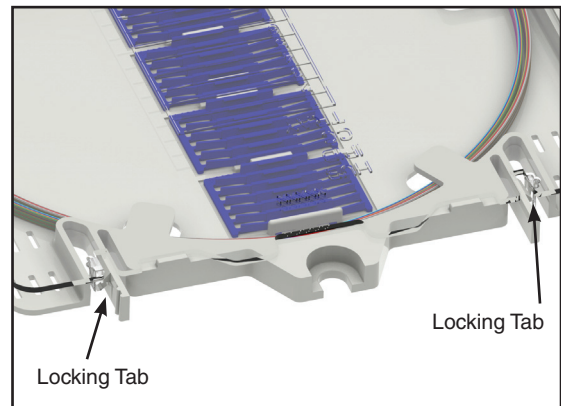
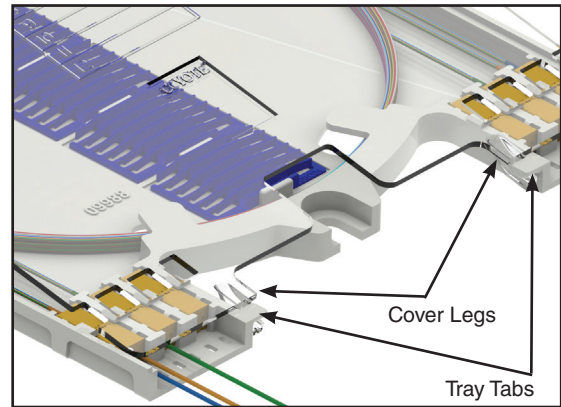
**Step #3** Insert the LITE-GRIP Sleeves into the entry channel and confirm that each sleeve is inserted between the guide ribs.



### Step #5b Outgoing Fiber Routing



**Step #6** Install the cover onto the tray by first capturing the legs of the cover under the tabs of the tray. Once the legs are captured, rotate the cover downward until the locking tabs of the cover snap into place in the tray.



## SAFETY CONSIDERATIONS

This application procedure is not intended to supersede any company construction or safety standards. This procedure is offered only to illustrate safe application for the individual. **FAILURE TO FOLLOW THESE PROCEDURES MAY RESULT IN PERSONAL INJURY OR DEATH.**

**Do not modify this product under any circumstances.**

This product is intended for use by trained technicians only. **This product should not be used by anyone who is not familiar with, and not trained to use it.**

When working in the area of energized lines, extra care should be taken to prevent accidental electrical contact.

For proper performance and personal safety, be sure to select the proper size PREFORMED™ product before application.

PREFORMED products are precision devices. To insure proper performance, they should be stored in cartons under cover and handled carefully.



# PREFORMED LINE PRODUCTS

P.O. Box 91129, Cleveland, Ohio 44101 • 440.461.5200 • www.preformed.com • e-mail: inquiries@preformed.com

SP3409