
















# COYOTE® Dome Splice Trays for ADSS & OPGW

		Long Splice Trays for 22", 28" Dome and In-Line Closures				
	6.5" x 17" COYOTE Dome		6.5" x 22" COYOTE Dome	9.5" x 28" COYOTE Dome	6.5" x 28" COYOTE In-Line Dome	9.5" x 28" COYOTE In-Line Dome
	6 Trays 72 Max Splice Count		6 Trays 216 Max Splice Count	PN: 80061055	6 Trays 216 Max Splice Count	18 Trays 648 Max Splice Count
Low Profile Tray (12 splice count) Cat. # 80807701 (w/splice blocks) or #80807769 (blank)				12 Trays – 432 Max		
				PN: 80061056		
				12 Trays – 432 Max		
	4 Trays 48 Max Splice Count		4 Trays 144 Max Splice Count	PN: 80061055	4 Trays 144 Max Splice Count	16 Trays 540 Max Splice Count
Standard Tray (12 splice count) Cat # 80806033 (w/splice block) or 80806182 (blank)				9 Trays – 324 Max		
				PN: 80061056		
				9 Trays – 324 Max		
	3 Trays 216 Max Splice Count		3 Trays 432 Max Splice Count	PN: 80061055	3 Trays 432 Max Splice Count	6 Trays 864 Max Splice Count
Ribbon Tray (72 splice count) Cat # 80807114 (w/splice block) or 80808160 (blank)				6 Trays – 864 Max		
				PN: 80061056		
				6 Trays – 864 Max		
	3 Tray 120 Max Splice Count <sup>1</sup>		3 Trays 240 Max Splice Count <sup>2</sup>	PN: 80061055	3 Trays 240 Max Splice Count <sup>2</sup>	9 Trays 720 Max Splice Count <sup>2</sup>
LITE-GRIP® Short Tray <sup>1</sup> (40 splice count) Cat # LGSTS16 (single fusion)				6 Trays – 480 Max <sup>2</sup>		
				PN: 80061056		
				6 Trays – 480 Max <sup>2</sup>		
	3 Tray 432 Max Splice Count		3 Trays 648 Max Splice Count	PN: 80061055	3 Trays 648 Max Splice Count	6 Trays 1,296 Max Splice Count
LITE-GRIP Short Tray (144 splice count) Cat # LGSTR144 (mass fusion ribbon)				6 Trays – 1296 Max		
				PN: 80061056		
				6 Trays – 1296 Max		
				PN: 80061057		
				9 Trays – 1944 Max		

1 Each tray (Cat #LGSTS16) is provided with splice blocks to support 16 single fusion splices. Splice Block Kit (Cat #LGSSB 8-5) is required for each tray to achieve maximum splice count.

2 Each tray (Cat. #LGSTS40) is provided with splice blocks to support 40 single fusion splices. Splice Block Kit (Cat #LGSSB8-5) is required for each tray to achieve maximum splice count.