

# PREFORMED™ Deadend Grip



## For Galvanised Conductor and Stays SC/GZ



**GFG**

Part Number	Conductor Stranding	Conductor Diameter (mm)	Colour Code
GFG-025-CL	1/2.50	2.50	Blue
GFG-031-CL	1/3.15 1/3.25	3.15 3.24	Red/Orange
GFG-038-CL	7/1.25	3.75	Black
GFG-043-CL	3/2.00	4.25	Brown
GFG-048-CL	7/1.60	4.80	Black
GFG-055	3/2.75	5.50	White/Green
GFG-060-CL	7/2.00	6.00	Yellow
GFG-069	7/2.30	6.90	Brown
GFG-075	7/2.75	8.25	Blue
GFG-083-CL	7/2.75	8.25	White
GFG-090	7/3.00	9.00	Red
GFG-100	7/3.25 19/2.00	9.75 10.00	Orange/ Yellow
GFG-113-CL	7/3.75	11.25	Black
GFG-120	7/4.00	12.00	Black
GFG-138	19/2.75	13.75	White
GFG-150	19/3.00	15.00	Red
GFG-163	19/3.25	16.25	Orange
GFG-188	19/3.75	18.80	Black

Contact PLP for other sizes  
CL = Denotes Cable Loop

## For Wire Rope



**GFG**

Part Number	Wire Rope Diameter (mm)	Colour Code
GFG-090-WR	9.00	Green
GFG-100-WR	10.00	Yellow
GFG-120-WR	12.00	Black
GFG-130-WR	13.00	Green
GFG-140-WR	14.00	Yellow
GFG-160-WR	16.00	White
GFG-180-WR	18.00	Blue
GFG-190-WR	19.00	Black

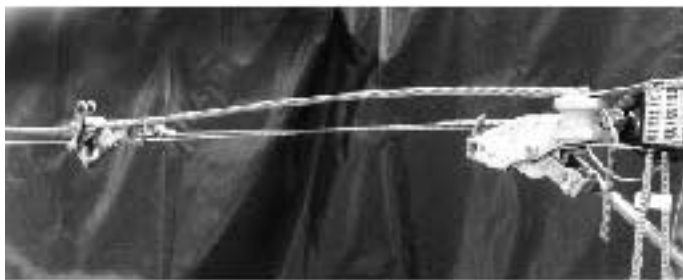


# Application Procedure & Safety Considerations

## P R E F O R M E D L I N E P R O D U C T S

### Single-Piece Grips for AAC, AAAC, ACSR, SC/AC, SC/GZ and Copper Conductors

Completely read and understand this procedure before applying products. Special attention should be given to the Safety Considerations located on the last page. We advise the reader to review those considerations now, and then again during the general review of this procedure



- 1) Select the correct grip for your application. Tension the conductor and fit the required insulator and thimble.



- 2) Place the grip through the thimble or around the insulator and while applying a light tension and holding the fitting legs together, lay it against the conductor.





- 3) Grasp both fitting legs evenly and apply onto the conductor at the crossover mark, making sure the gap between them is approximately the same.

**NOTE:** Grips are made the same lay as the conductor, therefore application rotation will be right hand for right hand conductors and vice versa for left.



- 4) Working both legs together and pulling away from the conductor, fully wrap on the fitting and snap in the ends.
- 4a) On large fittings it may be necessary to pull away from the conductor at a larger angle when applying the grip. In these cases care must be taken not to distort the fitting.

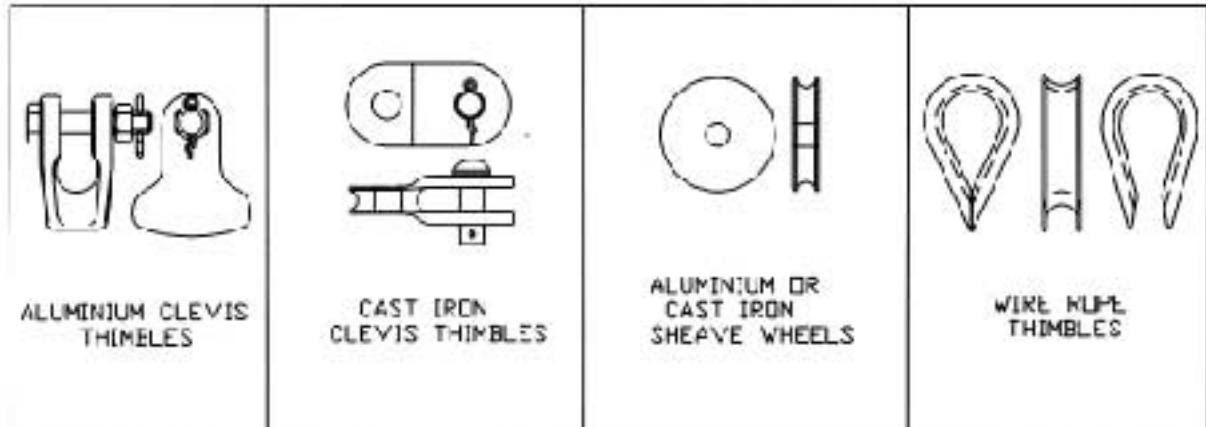


Completed Application

- 6) If difficulty is experienced applying the last couple of pitches, the legs may be further split to allow easier snapping onto the conductor. Do not use pliers or screwdrivers as this may damage the conductor strands.

# THIMBLE FOR GRIPS

- 1) Loops of the Single Piece Grip are designed for use with spool insulators, clevis thimbles and other smoothly contoured fittings.
- 2) The following styles are considered as suitable.



- 3) Avoid dissimilar metals that could promote galvanic corrosion (eg. copper and aluminium).
- 4) PREFORMED Grips may be applied three times on new installations, if sag adjustments are necessary.
- 5) PREFORMED Grips are not to be reused after the final application.

## SAFETY CONSIDERATIONS

- 1) For proper performance and personal safety be sure to select the proper size Single-Piece Grips before application.
- 2) Single-Piece Grips are precision devices. To ensure tight assembly, they should be stored in cartons under cover and handled carefully.
- 3) This application procedure is not intended to supersede any company construction or safety standards. This procedure is offered only to illustrate safe application for the individual. Failure to follow these procedures and restrictions may result in personal injury.
- 4) When working in the area of energized lines, extra care should be taken to prevent accidental electrical contact.
- 5) This product is intended for use by trained linesmen only. This product should not be used by any one who is not familiar with and trained in the use of it.



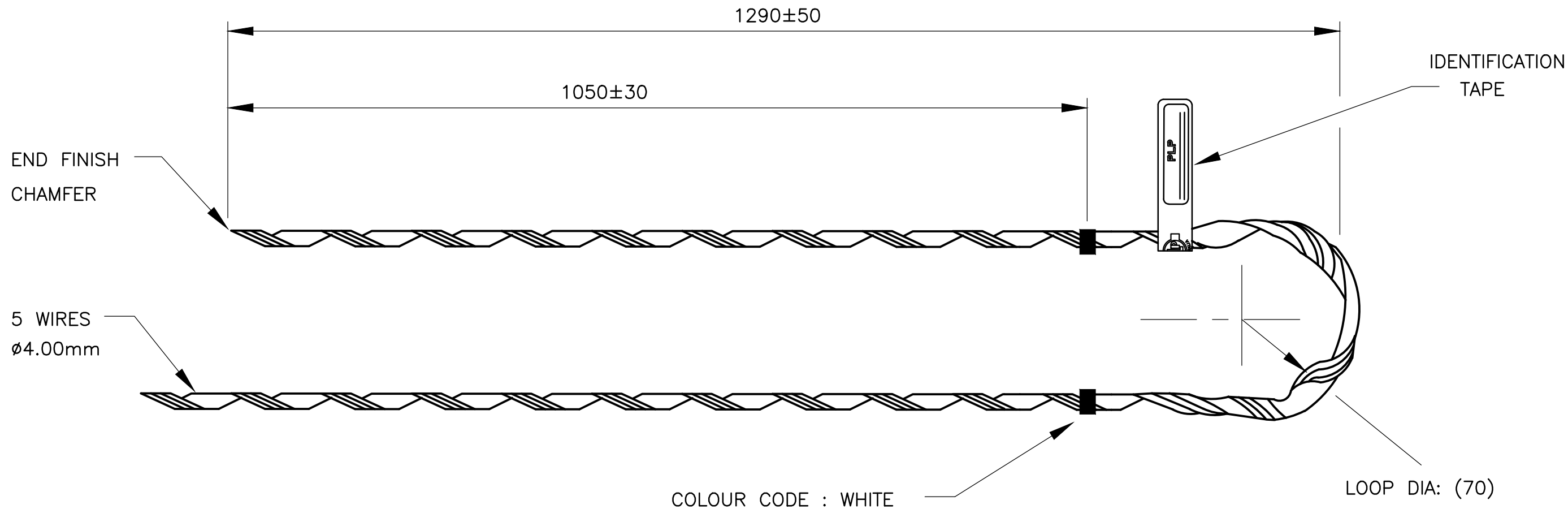
**PREFORMED  
LINE PRODUCTS  
(AUSTRALIA) PTY LTD**  
A.B.N. 27 004 533 877

190 Power st. Glendenning, NSW Australia 2761  
PO Box 106, Glendenning Business Centre, NSW Australia 2761  
Phone: (02) 8805 0000      Fax: (02) 8805 0090  
intl 61 2 8805 0000      intl 61 2 8805 0090

Email: [plpaus@preformed.com.au](mailto:plpaus@preformed.com.au)  
Web: [www.preformed.com.au](http://www.preformed.com.au)


NOTES

1. ALL DIMENSIONS IN MILLIMETRES.
2. TOLERANCES UNLESS OTHERWISE STATED:-
  - a. HOLE DIAMETER  $\pm 0.5\text{mm}$
  - b. LINEAR DIMS. UP TO 30mm  $\pm 1.5\text{mm}$
  - c. LINEAR DIMS. OVER 30mm  $\pm 5\%$  UP TO A MAX. OF 5mm.
3. BRACKETED DIMENSIONS DO NOT AFFECT INTERCHANGEABILITY OR COUPLING RIP
4. MATERIAL TO AS1154 GALVANIZING TO AS/NZS 4680
5. IDENTIFICATION MARKINGS:- AS PER PRODUCT TAPE



LAY : RIGHT HAND  
 MATERIAL : GALVANIZED STEEL

PRODUCT TAPE COLOUR: WHITE

19/2.75mm (19/12) SC-G2		GAL. STEEL GRIP
COLOUR WHITE		PART NO: GFG-138
		W/O _____ MM/YY

A	CW	06/03/91	F	KS	10/05/12
CHK	DM	06/03/91	CHK	DF	08/06/12
INITIAL ISSUE		D0606			
DSC NO. A6303					

THIS DRAWING IS THE EXCLUSIVE PROPERTY OF PREFORMED LINE PRODUCTS (AUSTRALIA). REPRODUCTION THEREOF IS PROHIBITED AND IS TO BE USED ONLY WITH THE EXPRESSED PERMISSION OF THE COMPANY

PART No.:	GFG-138		
	GALVANIZED STEEL GRIP		
PASSED	PT	DATE	15/06/2012



**PREFORMED LINE PRODUCTS (AUSTRALIA) PTY. LTD.**

SCALE	N.T.S.
-------	--------

DRAWING NUMBER  
 058-014-RD



**PLP (AUSTRALIA) PTY LTD**  
**ENGINEERING DEPARTMENT**

DATE – 8<sup>TH</sup> JULY 2010

TYPE TEST REPORT NO: T8887  
TEST REFERENCE NO: T10/21  
PAGE 1 of 4

**MECHANICAL STRENGTH TYPE TEST**

**ON:**

**FULL TENSION GALVANIZED STEEL GRIP FOR 19/2.75 “SC/GZ” CONDUCTOR**

**PART NO. GFG-138 ( Manufactured by PLP Indonesia )**

Testing Officer: *Jose-elmer Simeon* (Jose-elmer Simeon)

Approved By: *M. Laws* (Mike Laws, Supervisor – Test Facility)

Date Approved: *08/07/10*

190 Power Street Glendenning NSW 2761 AUSTRALIA  
Phone: 8805 0000, INTL (612) 88050000  
Fax: 8805 0090, INTL (612) 88050090

THE QUALITY SYSTEM OF PLP AUSTRALIA HAS BEEN CERTIFIED TO  
AS/NZS ISO9001:2008 BY GLOBAL MARK REGISTER QUALITY ASSURANCE

**Fittings and Accessories for Power and Communication.  
Engineered Plastics and Extrusions.  
Data Communication Products.**