

PREFORMED™ Deadend Grip



For ACSR - Single Piece



Part Number	Conductor Stranding	Conductor Diameter (mm)	Colour Code
AWFG-053	3/4/1.75	5.25	Purple
AWFG-063-X	6/1/2.11	6.30	Yellow
AWFG-075-X	6/1/2.50 3/4/2.50	7.50	Blue
AWFG-090-X	6/1/3.00 4/3/3.00	9.00	Red
AWFG-101-X	6/1/3.35 3/4/3.37	10.05	Orange
AWFG-113-X	6/1/3.75 4/3/3.75	11.25	Black
AWFG-125-X	12/7/2.50	12.50	Blue
AWFG-143-X	6/4.75+7/1.60	14.30	Blue

For ACSR - Multi Piece (Full Tension)



Part Number	Conductor Stranding/Name	Conductor Diameter (mm)	Colour Code
FTG-049-SB	Mullet	4.90	Green
FTG-051-SB	Herring	5.10	Green
FTG-059-SB	Goldeye	5.90	Yellow
FTG-064-SB	Flounder	6.40	Black
FTG-075-SB	Greyling	7.50	Blue
FTG-084-SB	Pickrel	8.40	White
FTG-087-SB	Lamprey	8.70	White
FTG-113	6/1/3.75	11.25	Red
FTG-117	12/7/2.34	11.70	Brown
FTG-125-AW	12/7/2.50 12/7/2.59	12.50	Blue
FTG-143	6/4.75/7/1.60	14.30	Blue
FTG-146	7/4.39/7/1.93	14.60	Blue
FTG-150	12/7/3.00	15.00	Red
FTG-155	18/1/3.09	15.54	Black
FTG-157	26/2.54/7/1.91	15.90	Blue
FTG-165	30/7/2.36	16.52	Brown
FTG-175	30/7/2.50	17.50	Blue
FTG-193	18/1/3.86	19.30	Black
FTG-210	30/7/3.00	21.00	Red
FTG-245	30/7/3.50	24.50	Purple

Note: -SB refers to Smooth Body conductors

PLP (AUSTRALIA) PTY LTD
ENGINEERING DEPARTMENT

DATE – 10th June 2014

TYPE TEST REPORT NO: F9423
TEST REFERENCE NO: F14/49
PAGE 1 of 4

MECHANICAL STRENGTH TYPE TEST

ON:

ALUMINIUM CLAD STEEL GRIP TO SUIT
6/4.75 + 7/1.60mm ACRS/GZ "CHERRY" CONDUCTOR

(PLP Aust. Part Nos. – AWFG-143-X & D-FSE1430)

Testing Officer:  (Jose-elmer Simeon)

Approved by:  (Florian de Celis, Compliance Manager)

Date Approved: 12/06/2014

190 Power Street Glendenning NSW 2761 AUSTRALIA
Phone: 8805 0000, INTL (612) 88050000
Fax: 8805 0090, INTL (612) 88050090

THE QUALITY SYSTEM OF PLP AUSTRALIA HAS BEEN CERTIFIED TO
AS/NZS ISO9001:2008 BY GLOBAL MARK REGISTER QUALITY ASSURANCE

Fittings and Accessories for Power and Communication.
Engineered Plastics and Extrusions.
Data Communication Products.

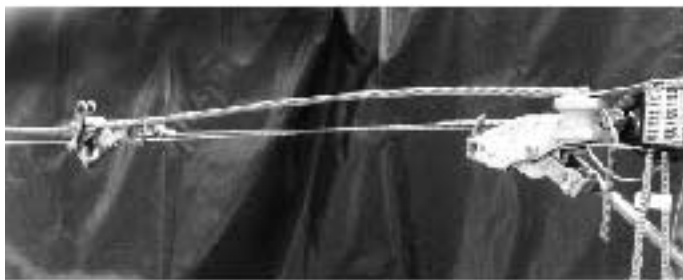



Application Procedure & Safety Considerations

P R E F O R M E D L I N E P R O D U C T S

Single-Piece Grips for AAC, AAAC, ACSR, SC/AC, SC/GZ and Copper Conductors

Completely read and understand this procedure before applying products. Special attention should be given to the Safety Considerations located on the last page. We advise the reader to review those considerations now, and then again during the general review of this procedure



- 1) Select the correct grip for your application. Tension the conductor and fit the required insulator and thimble.



- 2) Place the grip through the thimble or around the insulator and while applying a light tension and holding the fitting legs together, lay it against the conductor.





- 3) Grasp both fitting legs evenly and apply onto the conductor at the crossover mark, making sure the gap between them is approximately the same.

NOTE: Grips are made the same lay as the conductor, therefore application rotation will be right hand for right hand conductors and vice versa for left.



- 4) Working both legs together and pulling away from the conductor, fully wrap on the fitting and snap in the ends.
- 4a) On large fittings it may be necessary to pull away from the conductor at a larger angle when applying the grip. In these cases care must be taken not to distort the fitting.

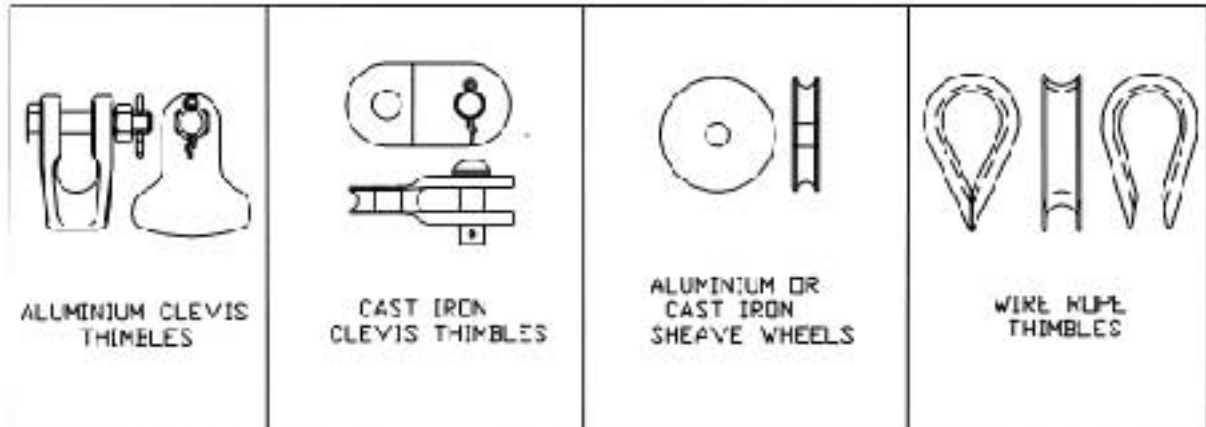


Completed Application

- 6) If difficulty is experienced applying the last couple of pitches, the legs may be further split to allow easier snapping onto the conductor. Do not use pliers or screwdrivers as this may damage the conductor strands.

THIMBLE FOR GRIPS

- 1) Loops of the Single Piece Grip are designed for use with spool insulators, clevis thimbles and other smoothly contoured fittings.
- 2) The following styles are considered as suitable.



- 3) Avoid dissimilar metals that could promote galvanic corrosion (eg. copper and aluminium).
- 4) PREFORMED Grips may be applied three times on new installations, if sag adjustments are necessary.
- 5) PREFORMED Grips are not to be reused after the final application.

SAFETY CONSIDERATIONS

- 1) For proper performance and personal safety be sure to select the proper size Single-Piece Grips before application.
- 2) Single-Piece Grips are precision devices. To ensure tight assembly, they should be stored in cartons under cover and handled carefully.
- 3) This application procedure is not intended to supersede any company construction or safety standards. This procedure is offered only to illustrate safe application for the individual. Failure to follow these procedures and restrictions may result in personal injury.
- 4) When working in the area of energized lines, extra care should be taken to prevent accidental electrical contact.
- 5) This product is intended for use by trained linesmen only. This product should not be used by any one who is not familiar with and trained in the use of it.



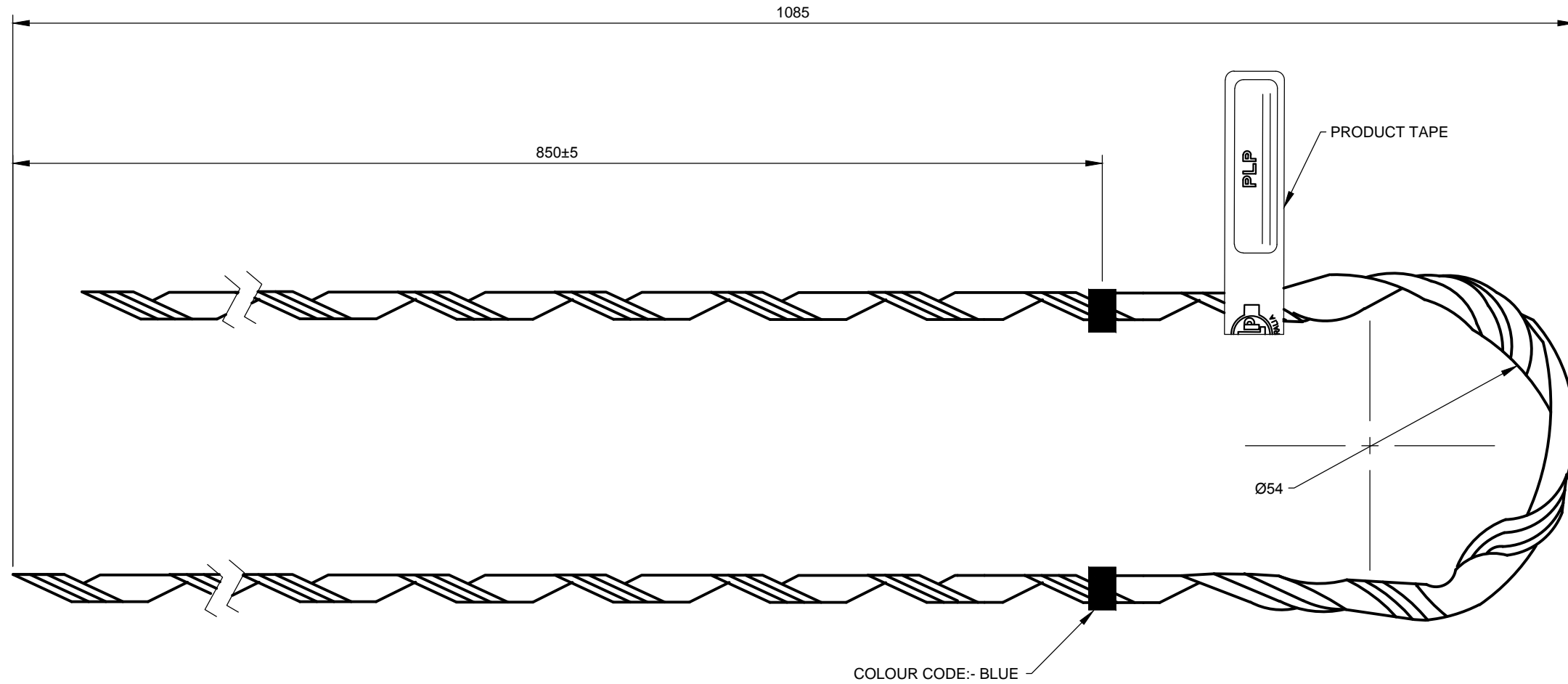
**PREFORMED
LINE PRODUCTS
(AUSTRALIA) PTY LTD**
A.B.N. 27 004 533 877

190 Power st. Glendenning, NSW Australia 2761
PO Box 106, Glendenning Business Centre, NSW Australia 2761
Phone: (02) 8805 0000 Fax: (02) 8805 0090
intl 61 2 8805 0000 intl 61 2 8805 0090

Email: plpaus@preformed.com.au
Web: www.preformed.com.au

NOTES:-

1. MATERIAL:- ALUMINIUM CLAD STEEL WIRE
2. IDENTIFICATION MARKINGS:- SEE PRODUCT TAPE
3. LAY:- RIGHT HAND LAY
4. No OF WIRES:- 3
5. END FINISH:- CHAMFER



PRODUCT TAPE COLOUR:- BLUE

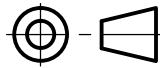
7/4.75 AAC/AAAC/ACSR		ALUMINIUM CLAD STEEL GRIP
COLOUR: BLUE		PART No: AWFG-143-X
		W/O ___ MM/YY

E	10/06/2014	KS	DF	DM	D1842	CHANGED PLP DRAWING TO SUIT DULMISON DRAWING
D	29/08/2005	DG	-	-	A6889	MANUAL CHANGES UPDATED ONLY
REV	REV DATE	DRWN	APVD	APVD	REVISION ERF NUMBER	DESCRIPTION



PREFORMED LINE PRODUCTS

The connection you can count on. (PLP AUSTRALIA)

<p>CUSTOMER DRAWING TITLE</p> <p>ALUMINIUM CLAD STEEL GRIP</p> <p>TO SUIT 7/4.75mm AAC/AAAC/ACSR CONDUCTOR</p>	<p>TOLERANCES UNLESS NOTED</p> <p>HOLE DIA: ±0.5mm</p> <p>LINEAR DIMS:</p> <p>≤30mm: ±1.5mm</p> <p>>30mm: ±5% UP TO 5mm MAX.</p> <p>ANGLES: ±2°</p>	<p>UNITS</p> <p>mm</p> <p>DO NOT SCALE</p> <p>THIRD ANGLE PROJECTION</p> 
--	--	--

<p>CONFIDENTIAL</p> <p>THIS DRAWING IS THE EXCLUSIVE PROPERTY OF PREFORMED LINE PRODUCTS COMPANY AND IS TO BE USED ONLY WITH THE PRIOR EXPRESSED PERMISSION OF PLP</p>					
DRWN: NA	DATE: 30/10/1990	PLP CATALOGUE NUMBER	-	PLP PART NUMBER	AWFG-143-X
APVD: MH	DATE: 13/11/1990	CUSTOMER I.D. NUMBER	-	PLP DRAWING NUMBER	055-001-CD
APVD:	DATE: UNKNOWN	SCALE	N.T.S.	SHEET No.	1 OF 1
				PLP ORIG ERF NUMBER	5531
				REV	E