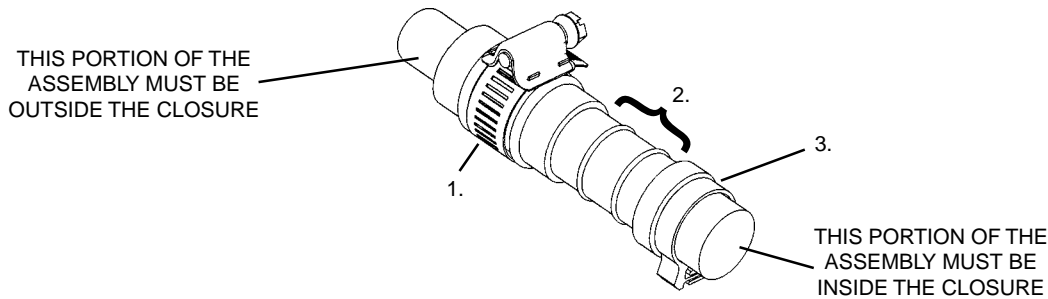




COYOTE® CLOSURE FUTURE CABLE ENTRY KIT



1.00 NOMENCLATURE

- 1.01
1. Metal Band Clamp
 2. Center Section with Molded Sealing Rings
 3. Plastic Band Clamp

2.00 INSTALLATION

2.01 Before installing Future Cable Entry Assemblies, apply C-Cement along the edge of **all** End Plate ports. Make sure C-Cement is dry before continuing. The End Plate center section is illustrated in Figure 1.

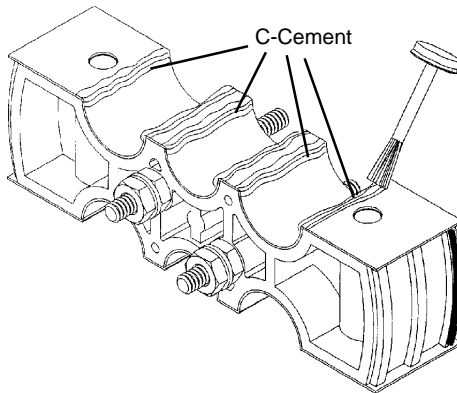


FIGURE 1 - APPLY C-CEMENT

2.02 Select the appropriate Future Cable Entry Port for the Six Port or Four Port Three-Section End Plate being used (see table below).

Catalog No.	Description
8003371	Future Cable Port Kit for 7/8" Entry Ports in Six Port Three-Section End Plate (.56" max. cable diameter)
8003407	Future Cable Port Kit for 1" Entry Ports in Four Port Three-Section End Plate (.81" max. cable diameter)
8003409	Future Cable Port Kit for 1-1/4" Entry Ports in Four Port Three-Section End Plate (1.00" max. cable diameter)

NOTE: No Future Cable Entry Port is available for the 3/4" ports in the Six Port Three-Section End Plate.

Lay Future Cable Entry Assembly into the appropriate ports in the End Plate. Make sure the center section of the Future Cable Entry Assembly lies snugly against the End Plate surface. Also make sure the metal band clamp lies outside the Closure and the plastic band clamp lies inside the Closure. (Figure 2)

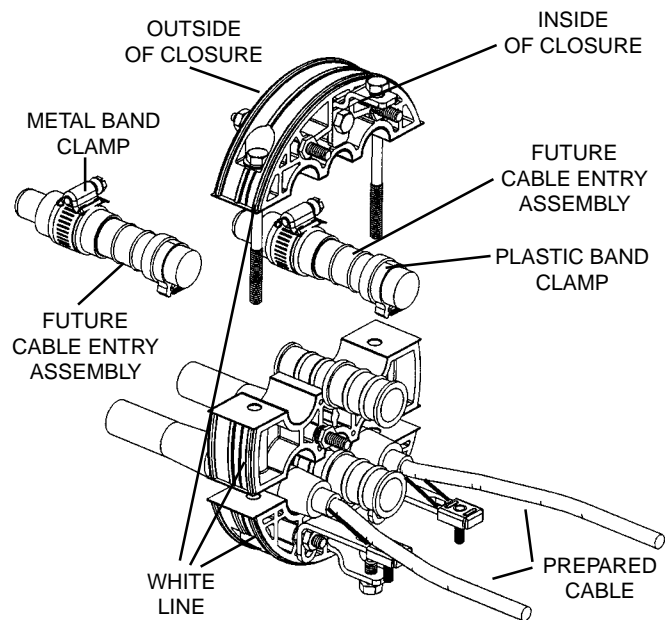


FIGURE 2 - INSTALL FUTURE CABLE ENTRY ASSEMBLIES

2.03 Refer to the COYOTE Closure Application Procedure for guidelines on tightening the End Plate bolts.

3.00 SAFETY CONSIDERATIONS

3.01 This application procedure is not intended to supersede any company construction or safety standards. This procedure is offered only to illustrate safe application for the individual. Failure to follow these procedures may result in personal injury.

3.02 When working in the area of energized lines, extra care should be taken to prevent accidental electrical contact.

3.03 For proper performance and personal safety, be sure to select the proper size PREFORMED™ Product before application.

3.04 This product is intended for use by trained technicians only. This product **should not be used** by anyone who is not familiar with, and not trained to use it.

